

Performance

Platform Height		
400S	40 ft	12.19 m
460SJ	46 ft	14.05 m
Horizontal Outreach		
400S	33 ft 3 in.	10.13 m
460SJ	39 ft 7 in.	12.07 m
Swing	360 Degrees Continuous	
Platform Capacity		
Restricted (400S)	1,000 lb	454 kg
Unrestricted	600 lb	272 kg
460SJ	600 lb	272 kg
Platform Rotator	180 Degrees Hydraulic	
Jib (460SJ only)		
Range of Articulation	6 ft	1.83 m
	130 Degrees (+70, -60)	
Weight*		
400S	13,425 lb	6,090 kg
460SJ	16,370 lb	7,425 kg
Max. Ground Bearing Pressure	60 psi	4.19 kg/cm ²
Drive Speed	4.5 mph	7.2 km/h
Gradeability	45%	
Turning Radius		
Outside	15 ft 10.5 in.	4.8 m
Inside	6 ft 6.9 in.	2.0 m

Standard Specifications

Power Source

Dual Fuel Engine		
GM Vortec 3000 MPFI	82 hp	61 kW
Diesel Engine		
Deutz D2.9L4 Tier 4 Final	49 hp	36.4 kW
Fuel Tank Capacity	22 gal.	83.3 L

Hydraulic Reservoir

Hydraulic Reservoir	36 gal	136.27 L
Auxiliary Power	12V-DC	

Tires

Standard	12 x 16.5 Pneumatic Lug Tread Tires
Optional	14 x 17.5 Pneumatic Lug Tread Tires
	14 x 17.5 Foam-Filled Tires
	12 x 16.5 Foam-Filled Tires
	12 x 16.5 Foam-Filled, Non-Marking Tires
	High Flotation Sand/Turf Tires (4WD Only)



Standard Features

- 180 Degree Hydraulic Platform Rotator
- Platform Console Machine Status Light Panel*
- 110V-AC Receptacle in the Platform
- 5 Degree Tilt Alarm/Indicator Light
- Swing Out Engine Tray
- 12V-DC Auxiliary Power
- Hourmeter
- Improved Multi-Function Controls
- Proportional Controls
- Interactive Display at Ground Controls
- Control ADE® System
- Lifting/Tie Down Lugs
- Horn
- Four-Wheel Hydrostatic Drive
- Oscillating Axle
- Motion Alarm
- Glow Plugs (Diesel Engines)

*Provides indicator lights at platform control console for system distress, low fuel, 5 degree tilt light, and foot switch status.

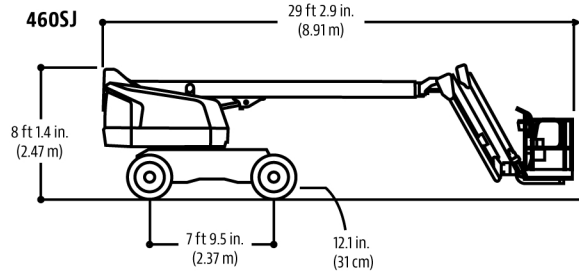
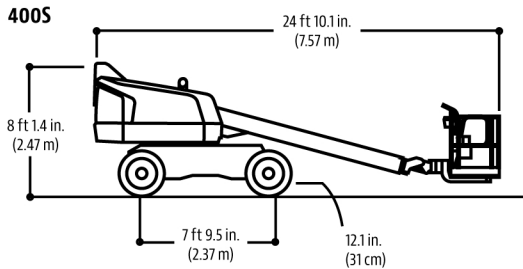
Accessories & Options

- Inward Self-Closing Swing Gate
- 36 x 72 in. (0.91 x 1.83 m) Platform
- Fall Arrest Platform 36 x 72 in. (0.91 x 1.83 m)
- 1/2 in. Air Line to Platform
- Soft Touch System
- AC Generator
- Tow Package (2WD Only)
- Flashing Amber Beacon
- 43.5 lb (19.73 kg) Propane Tank
- Cold Weather Kit
- Arctic Package
- Hostile Environment Kit
- Light Package
- Platform Worklights
- Special Hydraulic Oils (Consult Factory)
- Spark Arresting Muffler
- Operator Tool Tray
- Accessory Packages
 - SkyPower® Package
 - SkyWelder® Package
 - SkyGlazier® Package
 - Nite Bright® Package
 - SkyGuard®
 - PipeRack

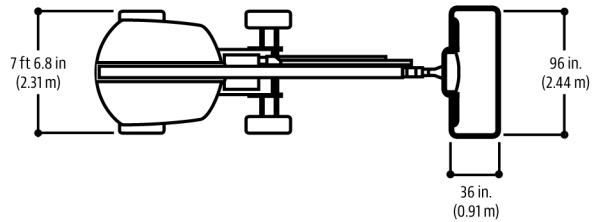
Note: Some options may increase lead time, and some option combinations may not be available.

Dimensions

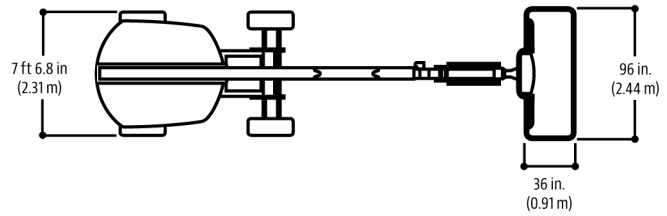
All dimensions are approximate.



400S Top View

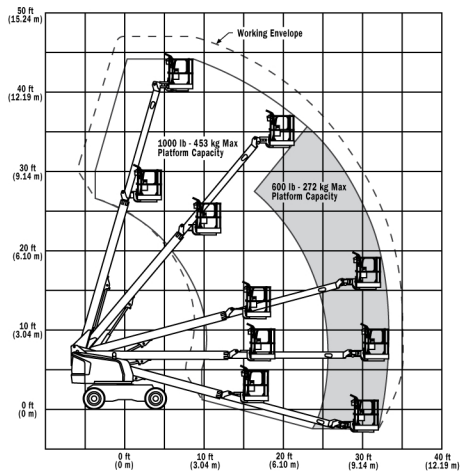


460SJ Top View

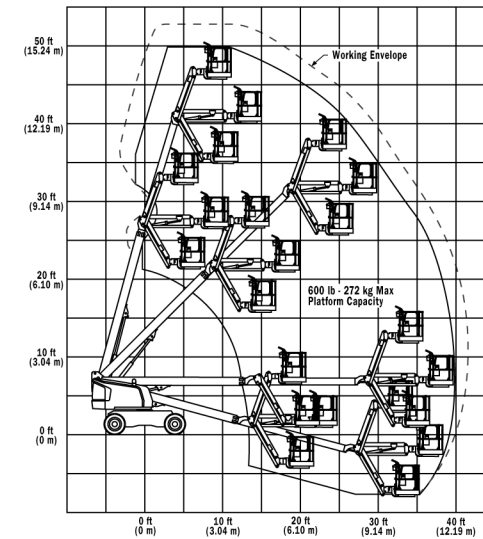


Reach Diagrams

400S



460SJ



Kuipers Grondwerken B.V.

Haarweg 9
7651 KE Tubbergen

T. 0546 - 44 14 23
F. 0546 - 44 25 94

E. info@kuipersgrondwerken.nl
www.kuipersgrondwerken.nl